

# Deciphering Leaves & Tallies

Learn what it takes to make tallies you can be proud of every time. At least six different types will be practiced in class plus various others discussed. An easy to remember crossing of multiple pairs technique will make your daisies from leaves a snap. And for a beautiful finish, there's nothing better than an invisible one - to be practiced.

Be ready with pencil and paper, as this course is structured to be part formal teaching time, part practice time. Never avoid a lovely lace pattern with tallies again!

---

## Materials list:

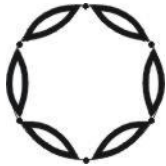
- § Torchon pins
- § Small crochet hook (#0,60 or similar) or Lazy Susan
- § Thread - select a thread according to pricking size on last page. You will need two colours, white (or other main colour) and a complementing colour.
- § Magic thread - use regular sewing thread in contrasting colour to the above (3 pieces about 18" long)
- § One (1) cookie pillow or block pillow (you should be able to finish at least the first two patterns in class)
- § Your usual lace making equipment

Please have the first two prickings prepared and bobbins wound in pairs with approximately 1 yard of thread per bobbin. You will be able to reuse the bobbins from the first pattern with the second.

Josée Poupart  
22 Tremont Street, Dartmouth NS  
Tel : 902-465-2327  
Josee.Poupart@Bellaliant.net



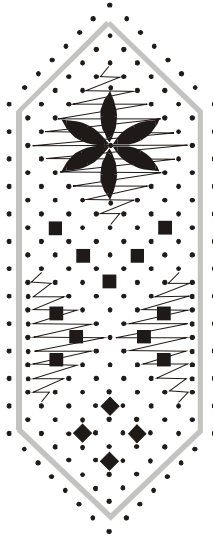
Pricking #1



# of bobbins:  
w 1 pair white  
w 1 pair coloured

Techniques covered:  
w Basic pointed tally  
w Finishing – bundle sown  
in a tally

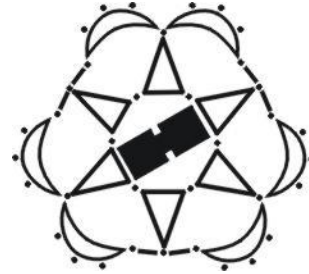
Pricking #2



# of bobbins:  
w 18 pairs white  
w 3 pairs coloured

Techniques covered:  
w Wheat ear  
w Raised tally over half  
stitch  
w Square tally in ground  
w "Caterpillar" tally  
w Rolled tally  
w Square tally on an angle  
in ground  
w Multiple pairs crossing  
w Adding & removing a  
coloured pair for tallies


Pricking #3



# of bobbins:  
w 8 pairs coloured

Techniques covered:  
w Crescent tally with  
picots  
w Triangular tally  
w Fancy tally  
w Finishing determines  
how to start

Madera Tanne 30, Aurifil 28/2, Venne Colcoton 70/2 or equivalent.



DMC Cordonnet 60, Lizbeth Cordonnet 40, Goldchild 50/3, Londonderry 50/3 or equivalent

